

CoughAssist E70 (Cheat Sheet)

Allow you

to perform certain actions
specified on the screen.

Power On/power off

Turns the device on or off.

Manual switch. Activates

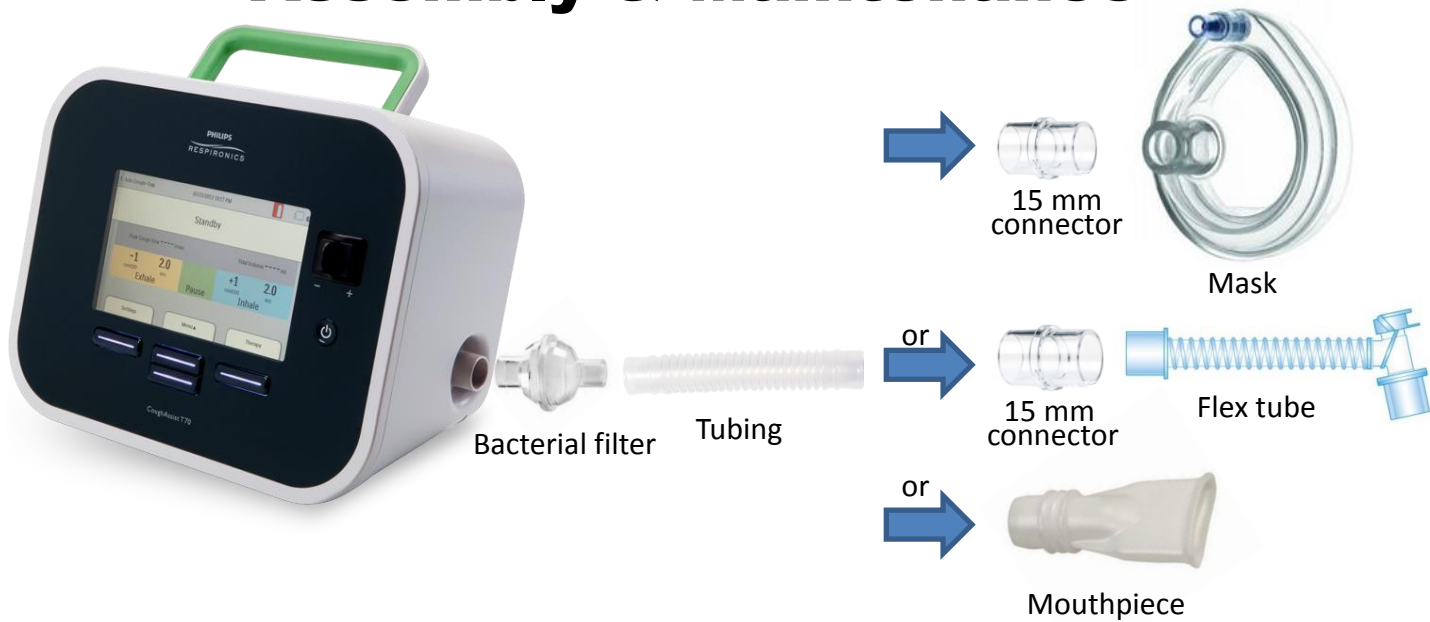
insufflation (inspire) and
exsufflation (exhale) phases
of the breath.





5. **Breathing circuit connection.** Connect your circuit to the outlet of the device.

CoughAssist E70

Assembly & Maintenance



Cleaning

- Unplug the device and clean the external surface using a clean cloth dampened with water and a mild detergent.
- Wipe down patient interface (mask, flex tube, or mouthpiece) after each use.
- When soiled, wash interfaces thoroughly with mild liquid detergent and water. Dry parts completely before each use.
- The **bacteria filter**  **cannot** be washed. It should be replaced when blocked with mucus or trapped moisture.
- Remove the **air intake filter** from the enclosure and examine for dust and integrity. 
- About every 2 weeks, wash the air intake filter in warm water with a mild detergent. Rinse thoroughly to remove all residue.
- Allow the air intake filter to dry completely and reinstall.
- Replace the air intake filter about every 6 months or if it is torn or damaged.

